

KEY PLAN
1862 LE BER STREET
MONTREAL, QC, H3K 2A4

MULTIFONCTION 1

LOAD CAPACITY FOR SUMMER SEASON
 PLEASE REFER TO DETAILED STRUCTURAL
 ENGINEER LOAD PLANS (GRANDE STUDIOS)
 FOR SUMMER AND WINTER SEASON

MULTIFONCTION 1
 51'-6" X 247'-0" X 34'-4" CLEAR UNDER STEEL BEAMS
 11 988 SQ. FT. 1113, 72 SQ.M.

STEEL PURLIN W10 / W12
 DEAD LOAD= 21 LBS / SQ. FT.

TEMPOARY EQUIPEMENT LOAD

ONE POINT= 4400 lbs
 TWO POINTS @8'-0" C/C= 4400 lbs
 UNIFORM LOAD= 500 LBS/ LINEAR FOOT
 LOAD EVERY 4 FEETS C/C 2000 lbs

OPEN WEB STEEL BEAM
 DEAD LOAD= 21 lbs/ SQ. FT.






TEMPOARY EQUIPEMENT LOAD

ONE POINT= 2000 lbs AT JUNCTION ONLY
 AND ON THE PURLIN DIRECTION
 REFER TO DETAILED STRUCTURAL DRAWINGS

FLOOR CAPACITY:
CONCRETE SLAB

ELECTRICAL CAPACITY:

SCHEDULE

-  SURFACE MOUNTED
2'-0"X4'-0" LIGHT FIXTURE
APPROXIMATE LOCATION
-  A/C DUCTS
@55'-10" CLEAR UNDER CONDUITS
-  FLEXIBLE A/C DUCTS
@55'-10" CLEAR UNDER CONDUITS
-  WIRES PASS
-  FIRE EXTINGUISHER

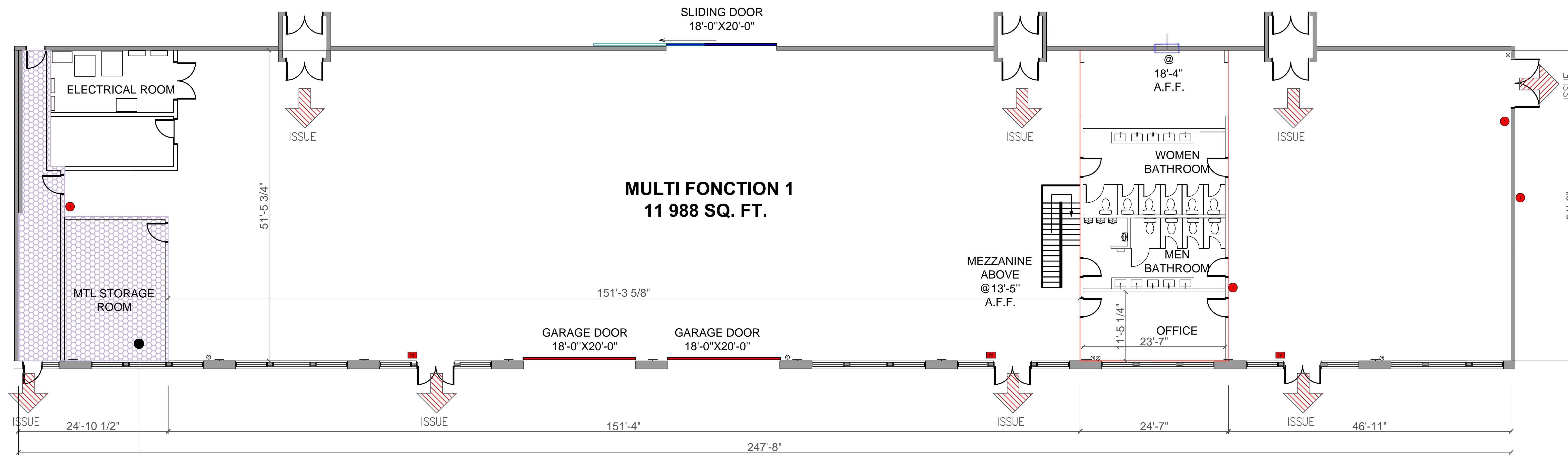
DATE : 21-07-2022

GRANDE
 STUDIOS

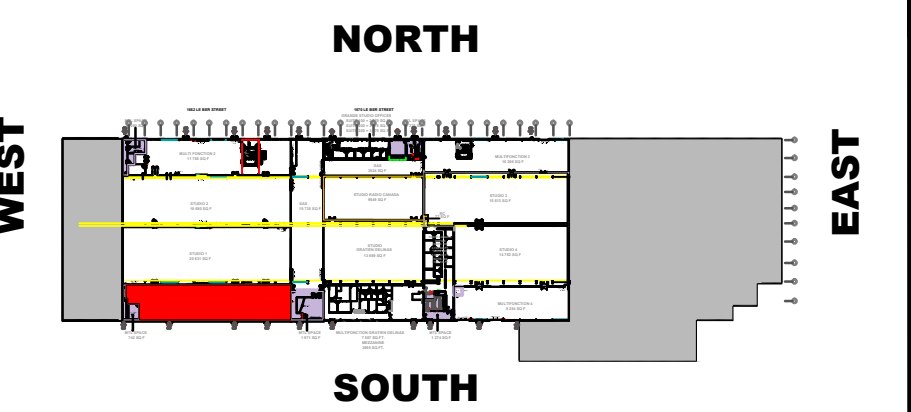
CLIENT :
MTL GRANDE STUDIOS
1870 LE BER STREET, MONTREAL
QC, H3K 2A4

MULTIFONCTION 1

SCALE= 1/8"=1'-0" A1



MTL SPACE
742 SQ F



KEY PLAN
1862 LE BER STREET
MONTREAL, QC, H3K 2A4

MULTIFONCTION 1

LOAD CAPACITY FOR SUMMER SEASON
 PLEASE REFER TO DETAILED STRUCTURAL
 ENGINEER LOAD PLANS (GRANDE STUDIOS)
 FOR SUMMER AND WINTER SEASON

MULTIFONCTION 1
 51'-6" X 247'-0" X 34'-4" CLEAR UNDER STEEL BEAMS
 11 988 SQ. FT. 1113, 72 SQ.M.

STEEL PURLIN W10 / W12
 DEAD LOAD= 21 LBS / SQ. FT.

TEMPOARY EQUIPEMENT LOAD
 ONE POINT= 4400 lbs
 TWO POINTS @8'-0" C/C= 4400 lbs
 UNIFORM LOAD= 500 LBS/ LINEAR FOOT
 LOAD EVERY 4 FEETS C/C 2000 lbs

OPEN WEB STEEL BEAM
 DEAD LOAD= 21 lbs/ SQ. FT.

TEMPOARY EQUIPEMENT LOAD
 ONE POINT= 2000 lbs AT JUNCTION ONLY
 AND ON THE PURLIN DIRECTION
 REFER TO DETAILED STRUCTURAL DRAWINGS

FLOOR CAPACITY:
CONCRETE SLAB

ELECTRICAL CAPACITY:

- SCHEDULE**
- SURFACE MOUNTED
2'-0"X4'-0" LIGHT FIXTURE
APPROXIMATE LOCATION
 - A/C DUCTS
@55'-10" CLEAR UNDER CONDUITS
 - FLEXIBLE A/C DUCTS
@55'-10" CLEAR UNDER CONDUITS
 - WIRES PASS
 - FIRE EXTINGUISHER


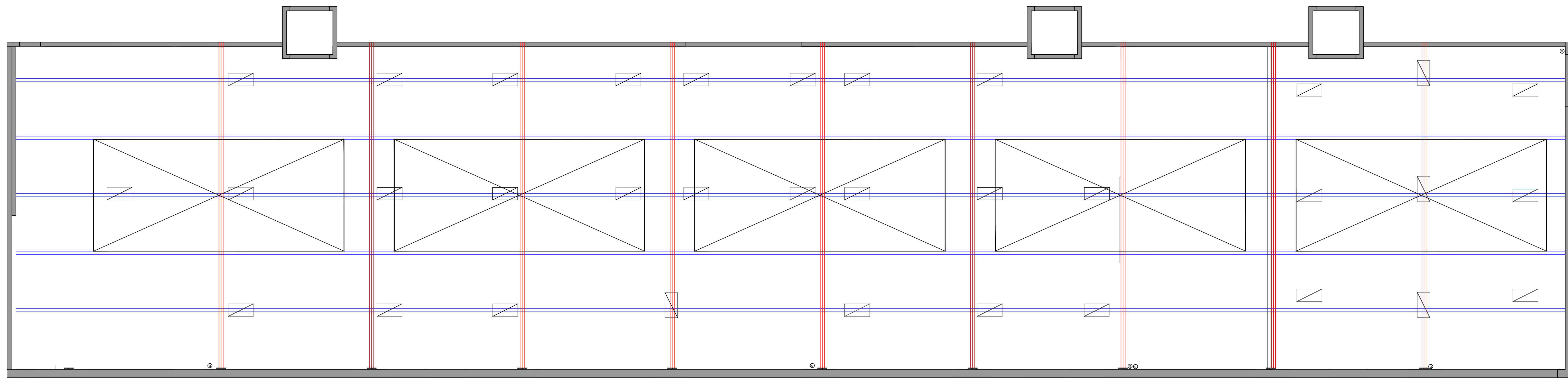
DATE : 21-07-2022

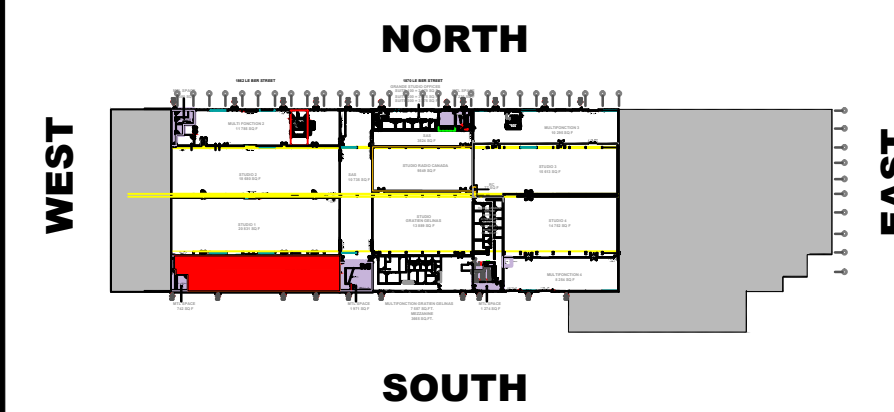
GRANDE
 STUDIOS

CLIENT :
MTL GRANDE STUDIOS
1862 LE BER STREET, MONTREAL
QC, H3K 2A4

MULTIFONCTION 1
CEILING PLAN

SCALE= 1/8"=1'-0" A2





KEY PLAN
1862 LE BER STREET
MONTREAL, QC, H3K 2A4

MULTIFONCTION 1

LOAD CAPACITY FOR SUMMER SEASON
PLEASE REFER TO DETAILED STRUCTURAL
ENGINEER LOAD PLANS (GRANDE STUDIOS)
FOR SUMMER AND WINTER SEASON

MULTIFONCTION 1
51'-6" X 247'-0" X 34'-4" CLEAR UNDER STEEL BEAMS
11 988 SQ. FT. 1113, 72 SQ.M.

STEEL PURLIN W10 / W12
DEAD LOAD= 21 LBS / SQ. FT.

TEMPOARY EQUIPEMENT LOAD

ONE POINT= 4400 lbs
TWO POINTS @8'-0" C/C= 4400 lbs
UNIFORM LOAD= 500 LBS/ LINEAR FOOT
LOAD EVERY 4 FEETS C/C 2000 lbs






OPEN WEB STEEL BEAM
DEAD LOAD= 21 lbs/ SQ. FT.

TEMPOARY EQUIPEMENT LOAD
ONE POINT= 2000 lbs AT JUNCTION ONLY
AND ON THE PURLIN DIRECTION
REFER TO DETAILED STRUCTURAL DRAWINGS

FLOOR CAPACITY:
CONCRETE SLAB

ELECTRICAL CAPACITY:

SCHEDULE

-  SURFACE MOUNTED
2'-0"X4'-0" LIGHT FIXTURE
APPROXIMATE LOCATION
-  A/C DUCTS
@55'-10" CLEAR UNDER CONDUITS
-  FLEXIBLE A/C DUCTS
@55'-10" CLEAR UNDER CONDUITS
-  WIRES PASS
-  FIRE EXTINGUISHER

DATE : 21-07-2022

GRANDE
STUDIOS

CLIENT :
MTL GRANDE STUDIOS
1862 LE BER STREET, MONTREAL
QC, H3K 2A4

MULTIFONCTION 1
SECTION

SCALE= 3/16"=1'-0"

A3

