

STUDIO 2

LOAD CAPACITY FOR SUMMER SEASON
PLEASE REFER TO DETAILED STRUCTURAL
ENGINEER LOAD PLANS (GRANDE STUDIOS)
FOR SUMMER AND WINTER SEASON

STUDIO 2
75'-7 1/2" X 247'-0" X 32'-2" CLEAR UNDER STEEL BEAMS
18 680 SQ. FT. 1735, 42 SQ.M.

STEEL PURLIN W10 / W12
DEAD LOAD= 21 LBS / SQ. FT.

TEMPOARY EQUIPEMENT LOAD
ONE POINT= 4400 lbs
TWO POINTS @8'-0" C/C= 4400 lbs
UNIFORM LOAD= 500 LBS/ LINEAR FOOT
LOAD EVERY 4 FEETS C/C 2000 lbs

OPEN WEB STEEL BEAM
DEAD LOAD= 21 lbs/ SQ. FT.

TEMPOARY EQUIPEMENT LOAD
ONE POINT= 2000 lbs AT JUNCTION ONLY
AND ON THE PURLIN DIRECTION
REFER TO DETAILED STRUCTURAL DRAWINGS

FLOOR CAPACITY:
CONCRETE SLAB

ELECTRICAL CAPACITY:
3X 400 AMP, 120-208 CAMLOCK
600 KVA 600 VOLTS CAMLOCK EXTRA

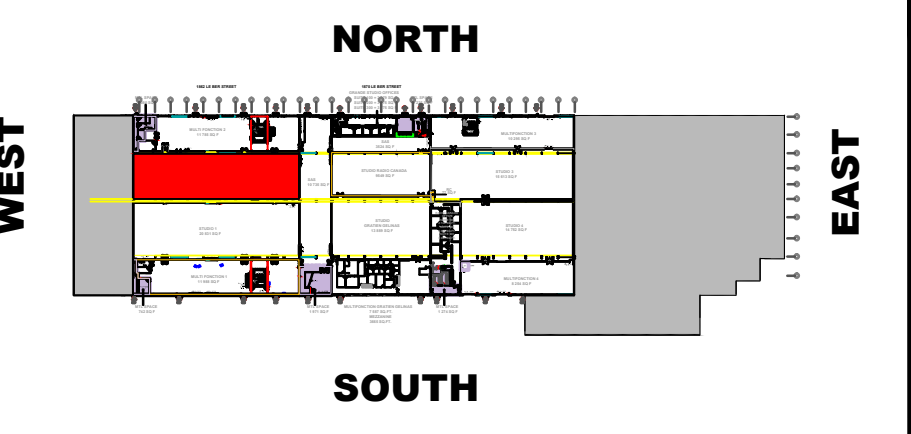
- SCHEDULE**
- SURFACE MOUNTED 2'-0"X4'-0" LIGHT FIXTURE APPROXIMATE LOCATION
 - A/C DUCTS @0'-0" CLEAR UNDER CONDUITS
 - FLEXIBLE A/C DUCTS @34'-2" CLEAR UNDER CONDUITS
 - WIRES PASS
 - FIRE EXTINGUISHER

DATE : 21-07-2022



CLIENT:
MTL GRANDE STUDIOS
1870 LE BER STREET, MONTREAL
QC, H3K 2A4

STUDIO 2 PLAN
SCALE= 1/8"=1'-0" A1



KEY PLAN
1862 LE BER STREET
MONTREAL, QC, H3K 2A4

STUDIO 2

LOAD CAPACITY FOR SUMMER SEASON
 PLEASE REFER TO DETAILED STRUCTURAL
 ENGINEER LOAD PLANS (GRANDE STUDIOS)
 FOR SUMMER AND WINTER SEASON

STUDIO 2
 75'-7 1/2" X 247'-0" X 32'-2" CLEAR UNDER STEEL BEAMS
 18 680 SQ. FT. 1735, 42 SQ.M.

STEEL PURLIN W10 / W12
 DEAD LOAD= 21 LBS / SQ. FT.

TEMPOARY EQUIPEMENT LOAD

ONE POINT= 4400 lbs
 TWO POINTS @8'-0" C/C= 4400 lbs
 UNIFORM LOAD= 500 LBS/ LINEAR FOOT
 LOAD EVERY 4 FEETS C/C 2000 lbs

OPEN WEB STEEL BEAM
 DEAD LOAD= 21 lbs/ SQ. FT.

TEMPOARY EQUIPEMENT LOAD
 ONE POINT= 2000 lbs AT JUNCTION ONLY
 AND ON THE PURLIN DIRECTION
 REFER TO DETAILED STRUCTURAL DRAWINGS

FLOOR CAPACITY:
 CONCRETE SLAB

ELECTRICAL CAPACITY:
 3X 400 AMP. 120-208 CAMLOCK
 600 KVA 600 VOLTS CAMLOCK EXTRA

SCHEDULE

- SURFACE MOUNTED 2'-0"X4'-0" LIGHT FIXTURE APPROXIMATE LOCATION
- A/C DUCTS @0'-0" CLEAR UNDER CONDUITS
- FLEXIBLE A/C DUCTS @34'-2" CLEAR UNDER CONDUITS
- WIRES PASS
- FIRE EXTINGUISHER

DATE : 21-07-2022

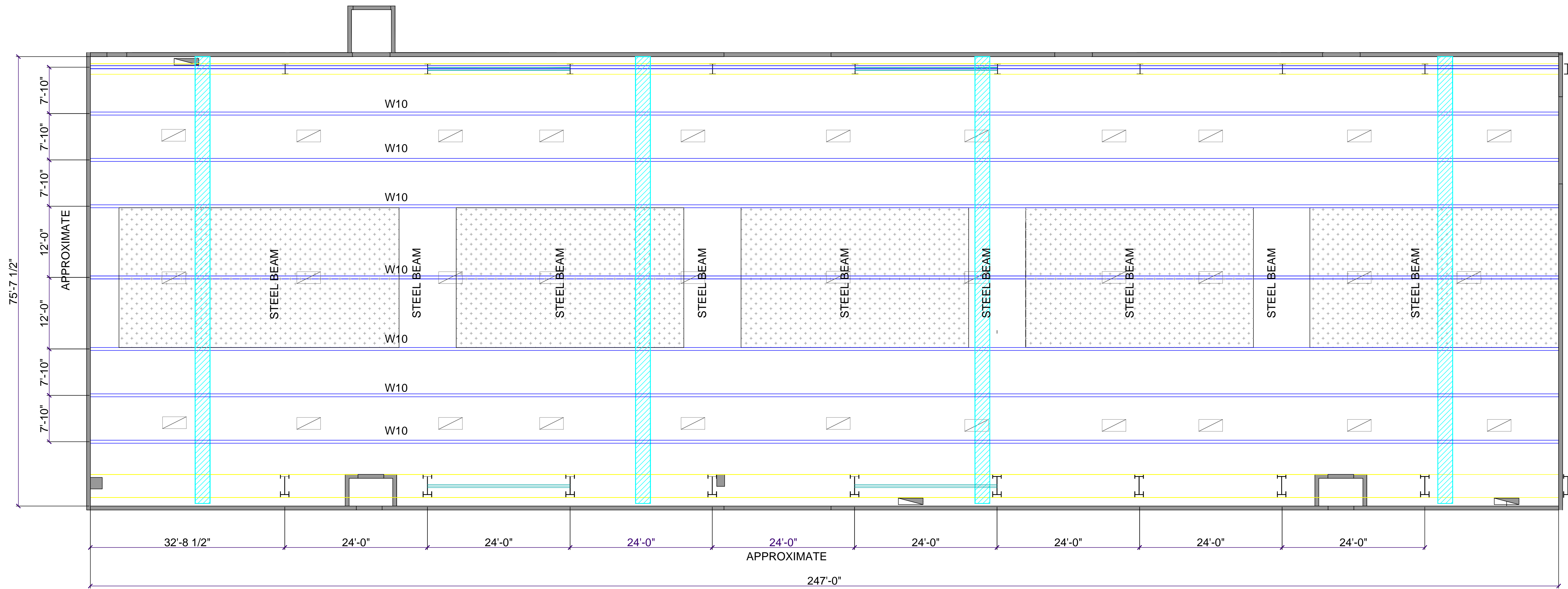
GRANDE
 STUDIOS

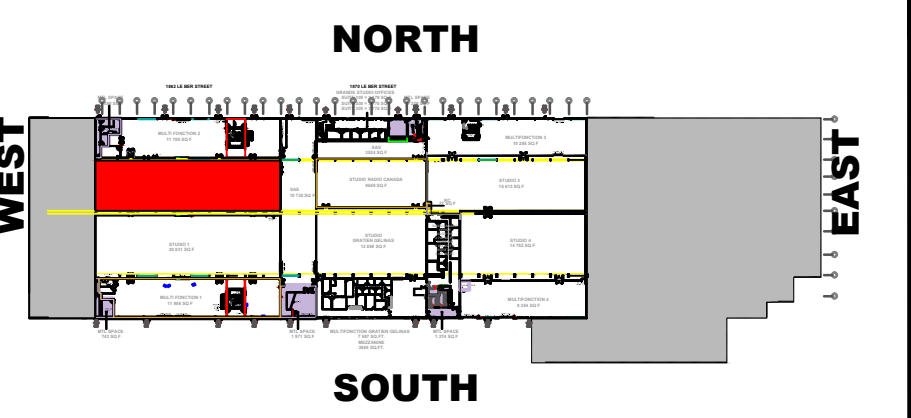
CLIENT:
MTL GRANDE STUDIOS
1862 LE BER STREET, MONTREAL
QC, H3K 2A4

STUDIO 2
CEILING PLAN

SCALE= 1/8"=1'-0"

A2





KEY PLAN
1862 LE BER STREET
MONTREAL, QC, H3K 2A4

STUDIO 2

LOAD CAPACITY FOR SUMMER SEASON
 PLEASE REFER TO DETAILED STRUCTURAL
 ENGINEER LOAD PLANS (GRANDE STUDIOS)
 FOR SUMMER AND WINTER SEASON

STUDIO 2
 75'-7 1/2" X 247'-0" X 32'-2" CLEAR UNDER STEEL BEAMS
 18 680 SQ. FT. 1735, 42 SQ.M.

STEEL PURLIN W10 / W12
 DEAD LOAD= 21 LBS / SQ. FT.

TEMPOARY EQUIPEMENT LOAD

ONE POINT= 4400 lbs
 TWO POINTS @8'-0" C/C= 4400 lbs
 UNIFORM LOAD= 500 LBS/ LINEAR FOOT
 LOAD EVERY 4 FEETS C/C 2000 lbs

OPEN WEB STEEL BEAM
 DEAD LOAD= 21 lbs/ SQ. FT.

TEMPOARY EQUIPEMENT LOAD

ONE POINT= 2000 lbs AT JUNCTION ONLY
 AND ON THE PURLIN DIRECTION
 REFER TO DETAILED STRUCTURAL DRAWINGS

FLOOR CAPACITY:
CONCRETE SLAB

ELECTRICAL CAPACITY:
 3X 400 AMP. 120-208 CAMLOCK
 600 KVA 600 VOLTS CAMLOCK EXTRA

SCHEDULE

- SURFACE MOUNTED
2'-0"X4'-0" LIGHT FIXTURE
APPROXIMATE LOCATION
- A/C DUCTS
@0'-0" CLEAR UNDER CONDUITS
- FLEXIBLE A/C DUCTS
@34'-2" CLEAR UNDER CONDUITS
- WIRES PASS
- FIRE EXTINGUISHER

DATE : 21-07-2022

GRANDE
 STUDIOS

CLIENT :
MTL GRANDE STUDIOS
1862 LE BER STREET, MONTREAL
QC, H3K 2A4

STUDIO 2
SECTION

SCALE= 3/16"=1'-0"

A3

