

KEY PLAN
1862 LE BER STREET
MONTREAL, QC, H3K 2A4

STUDIO
RADIO CANADA

LOAD CAPACITY FOR SUMMER SEASON
 PLEASE REFER TO DETAILED STRUCTURAL
 ENGINEER LOAD PLANS (GRANDE STUDIOS)
 FOR SUMMER AND WINTER SEASON

STUDIO RADIO CANADA
 64'-9" X 147'-5" X 32'-2" CLEAR UNDER STEEL BEAMS
9 549 SQ. FT. 887, 13 SQ.M.

STEEL PURLIN W10 / W12
 DEAD LOAD= 21 LBS / SQ. FT.






TEMPOARY EQUIPEMENT LOAD
 ONE POINT= 4400 lbs
 TWO POINTS @8'-0" C/C= 4400 lbs
 UNIFORM LOAD= 500 LBS/ LINEAR FOOT
 LOAD EVERY 4 FEETS C/C 2000 lbs

OPEN WEB STEEL BEAM
 DEAD LOAD= 21 lbs/ SQ. FT.

TEMPOARY EQUIPEMENT LOAD
 ONE POINT= 2000 lbs AT JUNCTION ONLY
 AND ON THE PURLIN DIRECTION
 REFER TO DETAILED STRUCTURAL DRAWINGS

FLOOR CAPACITY:
CONCRETE SLAB

ELECTRICAL CAPACITY:
2X ELECTRICAL PANELS

- SCHEDULE**
-  SURFACE MOUNTED
2'-0"X4'-0" LIGHT FIXTURE
APPROXIMATE LOCATION
 -  A/C DUCTS
@0'-0" CLEAR UNDER CONDUITS
 -  FLEXIBLE A/C DUCTS
@00'-0" CLEAR UNDER CONDUITS
 -  WIRES PASS
 -  FIRE EXTINGUISHER

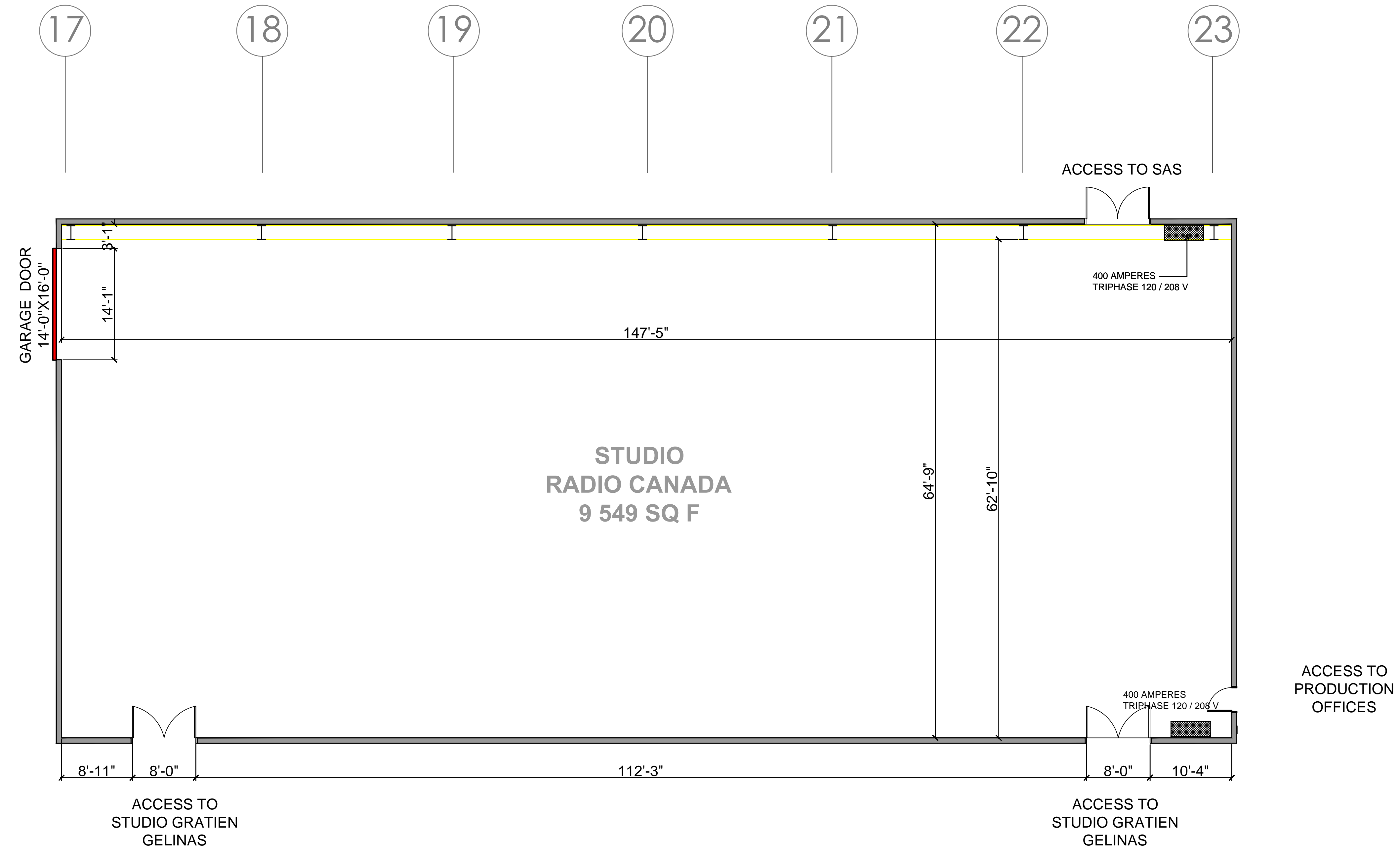
DATE :21-07-2022

GRANDE
 STUDIOS

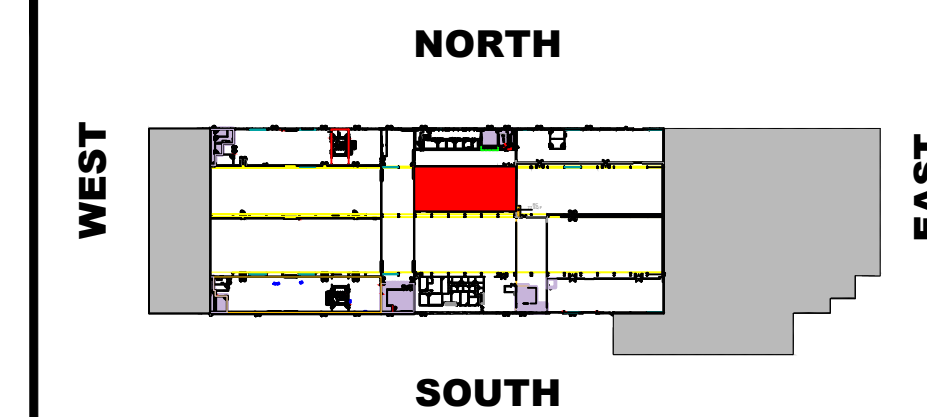
CLIENT:
MTL GRANDE STUDIOS
1870 LE BER STREET, MONTREAL
QC, H3K 2A4

STUDIO RADIO CANADA

SCALE= 1/8"=1'-0" A1



ACCESS TO
 PRODUCTION
 OFFICES



KEY PLAN
1862 LE BER STREET
MONTREAL, QC, H3K 2A4

STUDIO
RADIO CANADA

LOAD CAPACITY FOR SUMMER SEASON
 PLEASE REFER TO DETAILED STRUCTURAL
 ENGINEER LOAD PLANS (GRANDE STUDIOS)
 FOR SUMMER AND WINTER SEASON

STUDIO RADIO CANADA
 64'-9" X 147'-5" X 32'-2" CLEAR UNDER STEEL BEAMS
 9 549 SQ. FT. 887, 13 SQ.M.

STEEL PURLIN W10 / W12
 DEAD LOAD= 21 LBS / SQ. FT.

TEMPORARY EQUIPEMENT LOAD
 ONE POINT= 4400 lbs
 TWO POINTS @8'-0" C/C= 4400 lbs
 UNIFORM LOAD= 500 LBS/ LINEAR FOOT
 LOAD EVERY 4 FEET C/C 2000 lbs

OPEN WEB STEEL BEAM
 DEAD LOAD= 21 lbs/ SQ. FT.

TEMPORARY EQUIPEMENT LOAD
 ONE POINT= 2000 lbs AT JUNCTION ONLY
 AND ON THE PURLIN DIRECTION
 REFER TO DETAILED STRUCTURAL DRAWINGS

FLOOR CAPACITY:
CONCRETE SLAB

ELECTRICAL CAPACITY:
 2X **ELECTRICAL PANELS**

- SCHEDULE**
- SURFACE MOUNTED
2'-0"X4'-0" LIGHT FIXTURE
APPROXIMATE LOCATION
 - A/C DUCTS
@0'-0" CLEAR UNDER CONDUITS
 - FLEXIBLE A/C DUCTS
@00'-0" CLEAR UNDER CONDUITS
 - WIRES PASS
 - FIRE EXTINGUISHER

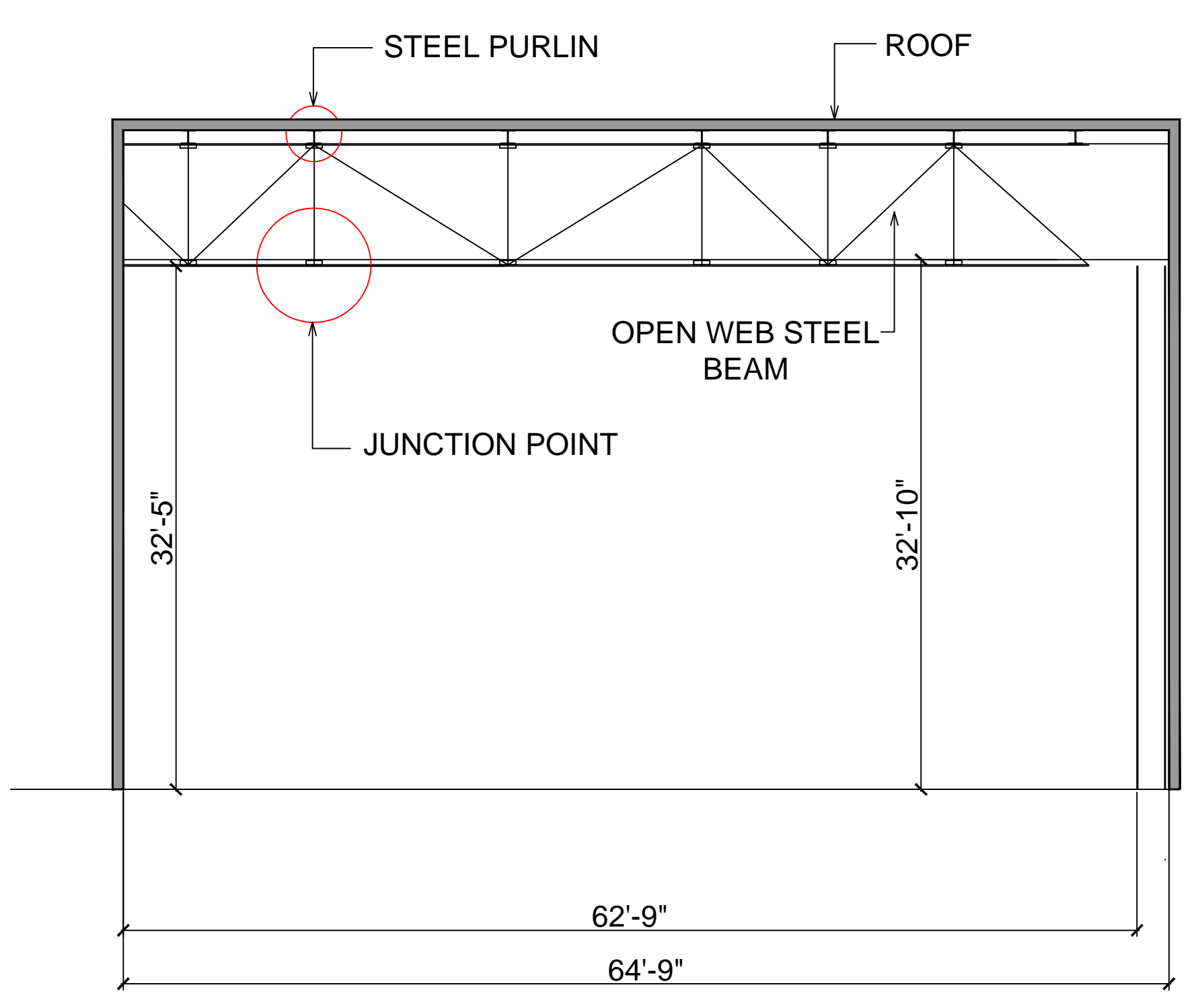
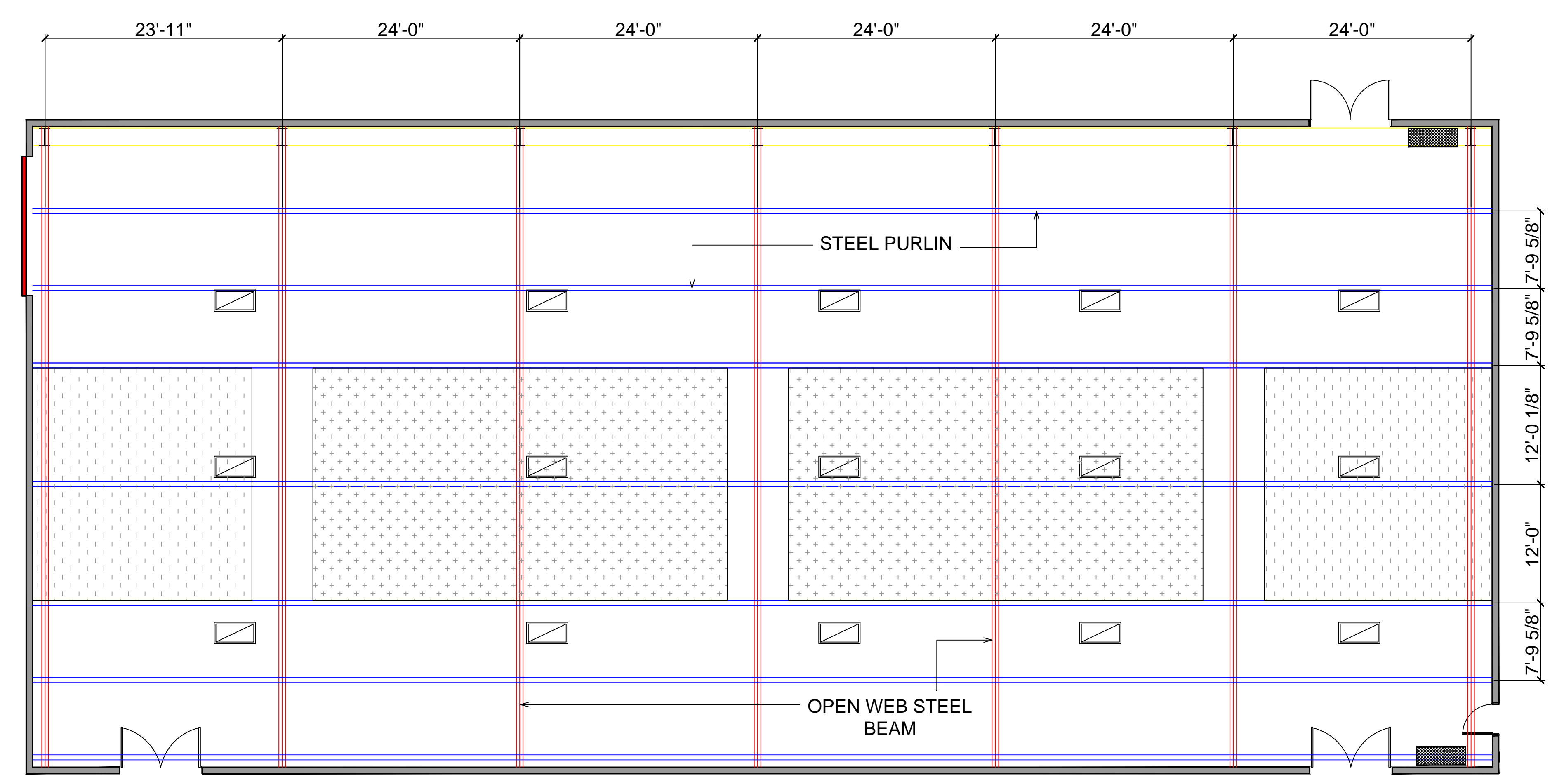
DATE : 21-07-2022

GRANDE
 STUDIOS

CLIENT:
MTL GRANDE STUDIOS
1870 LE BER STREET, MONTREAL
QC, H3K 2A4

STUDIO RADIO CANADA
CEILING PLAN
STUDIO SECTION

SCALE= 1/8"=1'-0" A2



STUDIO SECTION